

## R507

A-Gas (Australia) Pty Ltd

Chemwatch Hazard Alert Code: 1

Chemwatch: 6100-26

Issue Date: 16/03/2017

Version No: 7.1.1.1

Print Date: 28/03/2019

Safety Data Sheet according to WHS and ADG requirements

S.GHS.AUS.EN

### SECTION 1 IDENTIFICATION OF THE SUBSTANCE / MIXTURE AND OF THE COMPANY / UNDERTAKING

#### Product Identifier

Product name	R507
Chemical Name	A-Gas R507
Synonyms	Not Available
Proper shipping name	LIQUEFIED GAS, N.O.S. (contains R125 and R143a)
Other means of identification	Not Available
CAS number	150621-87-7

#### Relevant identified uses of the substance or mixture and uses advised against

Relevant identified uses	The use of a quantity of material in an unventilated or confined space may result in increased exposure and an irritating atmosphere developing. Before starting consider control of exposure by mechanical ventilation. Use according to manufacturer's directions.
--------------------------	---

#### Details of the supplier of the safety data sheet

Registered company name	A-Gas (Australia) Pty Ltd
Address	9-11 Oxford Rd, Laverton North Victoria 3026 Australia
Telephone	93689208
Fax	Not Available
Website	Not Available
Email	Not Available

#### Emergency telephone number


Association / Organisation	TOLL CHEMICAL LOGISTICS
Emergency telephone numbers	1800024973
Other emergency telephone numbers	Not Available

### SECTION 2 HAZARDS IDENTIFICATION

#### Classification of the substance or mixture

Poisons Schedule	Not Applicable
Classification <sup>[1]</sup>	Gas under Pressure (Liquefied gas)
Legend:	1. Classified by Chemwatch; 2. Classification drawn from HSIS; 3. Classification drawn from Regulation (EU) No 1272/2008 - Annex VI

#### Label elements

Hazard pictogram(s)	
---------------------	---

SIGNAL WORD	<b>WARNING</b>
-------------	----------------

#### Hazard statement(s)

AUH044	Risk of explosion if heated under confinement.
H280	Contains gas under pressure; may explode if heated.

### Precautionary statement(s) Prevention

Not Applicable

### Precautionary statement(s) Response

Not Applicable

### Precautionary statement(s) Storage

P410+P403	Protect from sunlight. Store in a well-ventilated place.
-----------	--

### Precautionary statement(s) Disposal

Not Applicable

## SECTION 3 COMPOSITION / INFORMATION ON INGREDIENTS

### Substances

CAS No	%[weight]	Name
420-46-2	30-60	<u>R143a</u>
354-33-6	30-60	<u>R125</u>

### Mixtures

See section above for composition of Substances

## SECTION 4 FIRST AID MEASURES

### Description of first aid measures

<b>Eye Contact</b>	<ul style="list-style-type: none"><li>▶ If product comes in contact with eyes remove the patient from gas source or contaminated area.</li><li>▶ Take the patient to the nearest eye wash, shower or other source of clean water.</li><li>▶ Open the eyelid(s) wide to allow the material to evaporate.</li><li>▶ Gently rinse the affected eye(s) with clean, cool water for at least 15 minutes. Have the patient lie or sit down and tilt the head back. Hold the eyelid(s) open and pour water slowly over the eyeball(s) at the inner corners, letting the water run out of the outer corners.</li><li>▶ The patient may be in great pain and wish to keep the eyes closed. It is important that the material is rinsed from the eyes to prevent further damage.</li><li>▶ Ensure that the patient looks up, and side to side as the eye is rinsed in order to better reach all parts of the eye(s)</li><li>▶ Transport to hospital or doctor.</li><li>▶ Even when no pain persists and vision is good, a doctor should examine the eye as delayed damage may occur.</li><li>▶ If the patient cannot tolerate light, protect the eyes with a clean, loosely tied bandage.</li><li>▶ Ensure verbal communication and physical contact with the patient.</li></ul> <p><b>DO NOT</b> allow the patient to rub the eyes <b>DO NOT</b> allow the patient to tightly shut the eyes <b>DO NOT</b> introduce oil or ointment into the eye(s) without medical advice <b>DO NOT</b> use hot or tepid water.</p>
<b>Skin Contact</b>	<p>If skin contact occurs:</p> <ul style="list-style-type: none"><li>▶ Immediately remove all contaminated clothing, including footwear.</li><li>▶ Flush skin and hair with running water (and soap if available).</li><li>▶ Seek medical attention in event of irritation.</li></ul> <p>In case of cold burns (frost-bite):</p> <ul style="list-style-type: none"><li>▶ Move casualty into warmth before thawing the affected part; if feet are affected carry if possible</li><li>▶ Bathe the affected area immediately in luke-warm water (not more than 35 deg C) for 10 to 15 minutes, immersing if possible and without rubbing</li><li>▶ <b>DO NOT apply hot water or radiant heat.</b></li><li>▶ Apply a clean, dry, light dressing of "fluffed-up" dry gauze bandage</li><li>▶ If a limb is involved, raise and support this to reduce swelling</li><li>▶ If an adult is involved and where intense pain occurs provide pain killers such as paracetamol</li><li>▶ Transport to hospital, or doctor</li><li>▶ Subsequent blackening of the exposed tissue indicates potential of necrosis, which may require amputation.</li></ul>
<b>Inhalation</b>	<ul style="list-style-type: none"><li>▶ Following exposure to gas, remove the patient from the gas source or contaminated area.</li><li>▶ NOTE: Personal Protective Equipment (PPE), including positive pressure self-contained breathing apparatus may be required to assure the safety of the rescuer.</li><li>▶ Prostheses such as false teeth, which may block the airway, should be removed, where possible, prior to initiating first aid procedures.</li><li>▶ If the patient is not breathing spontaneously, administer rescue breathing.</li><li>▶ If the patient does not have a pulse, administer CPR.</li><li>▶ If medical oxygen and appropriately trained personnel are available, administer 100% oxygen.</li><li>▶ Summon an emergency ambulance. If an ambulance is not available, contact a physician, hospital, or Poison Control Centre for further instruction.</li><li>▶ Keep the patient warm, comfortable and at rest while awaiting medical care.</li><li>▶ <b>MONITOR THE BREATHING AND PULSE, CONTINUOUSLY.</b></li><li>▶ Administer rescue breathing (preferably with a demand-valve resuscitator, bag-valve mask-device, or pocket mask as trained) or CPR if necessary.</li></ul>
<b>Ingestion</b>	<p>Not considered a normal route of entry.</p> <p>If poisoning occurs, contact a doctor or Poisons Information Centre.</p> <ul style="list-style-type: none"><li>▶ Avoid giving milk or oils.</li></ul>

- ▶ Avoid giving alcohol.

## Indication of any immediate medical attention and special treatment needed

for intoxication due to Freons/ Halons;

A: Emergency and Supportive Measures

- ▶ Maintain an open airway and assist ventilation if necessary
- ▶ Treat coma and arrhythmias if they occur. Avoid (adrenaline) epinephrine or other sympathomimetic amines that may precipitate ventricular arrhythmias. Tachyarrhythmias caused by increased myocardial sensitisation may be treated with propranolol, 1-2 mg IV or esmolol 25-100 microgm/kg/min IV.
- ▶ Monitor the ECG for 4-6 hours

B: Specific drugs and antidotes:

- ▶ There is no specific antidote

C: Decontamination

- ▶ Inhalation; remove victim from exposure, and give supplemental oxygen if available.
- ▶ Ingestion; (a) Prehospital: Administer activated charcoal, if available. **DO NOT** induce vomiting because of rapid absorption and the risk of abrupt onset CNS depression. (b) Hospital: Administer activated charcoal, although the efficacy of charcoal is unknown. Perform gastric lavage only if the ingestion was very large and recent (less than 30 minutes)

D: Enhanced elimination:

- ▶ There is no documented efficacy for diuresis, haemodialysis, haemoperfusion, or repeat-dose charcoal.

*POISONING and DRUG OVERDOSE, Californian Poison Control System Ed. Kent R Olson; 3rd Edition*

- ▶ Do not administer sympathomimetic drugs unless absolutely necessary as material may increase myocardial irritability.
- ▶ No specific antidote.
- ▶ Because rapid absorption may occur through lungs if aspirated and cause systematic effects, the decision of whether to induce vomiting or not should be made by an attending physician.
- ▶ If lavage is performed, suggest endotracheal and/or esophageal control.
- ▶ Danger from lung aspiration must be weighed against toxicity when considering emptying the stomach.
- ▶ Treatment based on judgment of the physician in response to reactions of the patient

For frost-bite caused by liquefied petroleum gas:

- ▶ If part has not thawed, place in warm water bath (41-46 C) for 15-20 minutes, until the skin turns pink or red.
- ▶ Analgesia may be necessary while thawing.
- ▶ If there has been a massive exposure, the general body temperature must be depressed, and the patient must be immediately rewarmed by whole-body immersion, in a bath at the above temperature.
- ▶ Shock may occur during rewarming.
- ▶ Administer tetanus toxoid booster after hospitalization.
- ▶ Prophylactic antibiotics may be useful.
- ▶ The patient may require anticoagulants and oxygen.

[Shell Australia 22/12/87]

For gas exposures:

### BASIC TREATMENT

- ▶ Establish a patent airway with suction where necessary.
- ▶ Watch for signs of respiratory insufficiency and assist ventilation as necessary.
- ▶ Administer oxygen by non-rebreather mask at 10 to 15 l/min.
- ▶ Monitor and treat, where necessary, for pulmonary oedema .
- ▶ Monitor and treat, where necessary, for shock.
- ▶ Anticipate seizures.

### ADVANCED TREATMENT

- ▶ Consider orotracheal or nasotracheal intubation for airway control in unconscious patient or where respiratory arrest has occurred.
- ▶ Positive-pressure ventilation using a bag-valve mask might be of use.
- ▶ Monitor and treat, where necessary, for arrhythmias.
- ▶ Start an IV D5W TKO. If signs of hypovolaemia are present use lactated Ringers solution. Fluid overload might create complications.
- ▶ Drug therapy should be considered for pulmonary oedema.
- ▶ Hypotension with signs of hypovolaemia requires the cautious administration of fluids. Fluid overload might create complications.
- ▶ Treat seizures with diazepam.
- ▶ Proparacaine hydrochloride should be used to assist eye irrigation.

*BRONSTEIN, A.C. and CURRANCE, P.L.*

*EMERGENCY CARE FOR HAZARDOUS MATERIALS EXPOSURE: 2nd Ed. 1994*

## SECTION 5 FIREFIGHTING MEASURES

### Extinguishing media

**SMALL FIRE:** Use extinguishing agent suitable for type of surrounding fire.

**LARGE FIRE:** Cool cylinder.

**DO NOT** direct water at source of leak or venting safety devices as icing may occur.

### Special hazards arising from the substrate or mixture

#### Fire Incompatibility

- ▶ Avoid contamination with oxidising agents i.e. nitrates, oxidising acids, chlorine bleaches, pool chlorine etc. as ignition may result

### Advice for firefighters

#### Fire Fighting

GENERAL

	<ul style="list-style-type: none"> <li>▶ Alert Fire Brigade and tell them location and nature of hazard.</li> <li>▶ Wear breathing apparatus and protective gloves.</li> <li>▶ Fight fire from a safe distance, with adequate cover.</li> <li>▶ Use water delivered as a fine spray to control fire and cool adjacent area.</li> </ul>
<b>Fire/Explosion Hazard</b>	<ul style="list-style-type: none"> <li>▶ Containers may explode when heated - Ruptured cylinders may rocket</li> <li>▶ Fire exposed containers may vent contents through pressure relief devices.</li> <li>▶ High concentrations of gas may cause asphyxiation without warning.</li> <li>▶ May decompose explosively when heated or involved in fire.</li> <li>▶ Contact with gas may cause burns, severe injury and/ or frostbite.</li> </ul> <p>Decomposition may produce toxic fumes of: carbon monoxide (CO) Combustion products include: carbon dioxide (CO<sub>2</sub>) hydrogen chloride phosgene hydrogen fluoride other pyrolysis products typical of burning organic material.</p> <p><b>Contains low boiling substance:</b> Closed containers may rupture due to pressure buildup under fire conditions.</p> <ul style="list-style-type: none"> <li>▶ Vented gas is more dense than air and may collect in pits, basements.</li> </ul>
<b>HAZCHEM</b>	2TE

## SECTION 6 ACCIDENTAL RELEASE MEASURES

### Personal precautions, protective equipment and emergency procedures

See section 8

### Environmental precautions

See section 12

### Methods and material for containment and cleaning up

<b>Minor Spills</b>	<ul style="list-style-type: none"> <li>▶ Avoid breathing vapour and any contact with liquid or gas. Protective equipment including respirator should be used.</li> <li>▶ <b>DO NOT enter confined spaces where gas may have accumulated.</b></li> <li>▶ Increase ventilation.</li> </ul>
<b>Major Spills</b>	<ul style="list-style-type: none"> <li>▶ Clear area of all unprotected personnel and move upwind.</li> <li>▶ Alert Emergency Authority and advise them of the location and nature of hazard.</li> <li>▶ Wear breathing apparatus and protective gloves.</li> <li>▶ Prevent by any means available, spillage from entering drains and water-courses.</li> <li>▶ Remove leaking cylinders to a safe place.</li> <li>▶ Fit vent pipes. Release pressure under safe, controlled conditions</li> <li>▶ Burn issuing gas at vent pipes.</li> <li>▶ <b>DO NOT exert excessive pressure on valve; DO NOT attempt to operate damaged valve.</b></li> </ul>

Personal Protective Equipment advice is contained in Section 8 of the SDS.

## SECTION 7 HANDLING AND STORAGE

### Precautions for safe handling

<b>Safe handling</b>	<ul style="list-style-type: none"> <li>·Consider use in closed pressurised systems, fitted with temperature, pressure and safety relief valves which are vented for safe dispersal. Use only properly specified equipment which is suitable for this product, its supply pressure and temperature</li> <li>·The tubing network design connecting gas cylinders to the delivery system should include appropriate pressure indicators and vacuum or suction lines.</li> <li>·Fully-welded types of pressure gauges, where the bourdon tube sensing element is welded to the gauge body, are recommended.</li> <li>·Before connecting gas cylinders, ensure manifold is mechanically secure and does not containing another gas.</li> <li>▶ <b>DO NOT transfer gas from one cylinder to another.</b></li> </ul>
<b>Other information</b>	<ul style="list-style-type: none"> <li>▶ Cylinders should be stored in a purpose-built compound with good ventilation, preferably in the open.</li> <li>▶ Such compounds should be sited and built in accordance with statutory requirements.</li> <li>▶ The storage compound should be kept clear and access restricted to authorised personnel only.</li> <li>▶ Cylinders stored in the open should be protected against rust and extremes of weather.</li> </ul>

### Conditions for safe storage, including any incompatibilities

<b>Suitable container</b>	<ul style="list-style-type: none"> <li>▶ <b>DO NOT use aluminium or galvanised containers</b></li> <li>▶ Cylinder: <ul style="list-style-type: none"> <li>▶ Ensure the use of equipment rated for cylinder pressure.</li> <li>▶ Ensure the use of compatible materials of construction.</li> <li>▶ Valve protection cap to be in place until cylinder is secured, connected.</li> <li>▶ Cylinder must be properly secured either in use or in storage.</li> </ul> </li> </ul>
<b>Storage incompatibility</b>	<ul style="list-style-type: none"> <li>▶ Compressed gases may contain a large amount of kinetic energy over and above that potentially available from the energy of reaction produced by the gas in chemical reaction with other substances</li> </ul>

## SECTION 8 EXPOSURE CONTROLS / PERSONAL PROTECTION

## Control parameters

### OCCUPATIONAL EXPOSURE LIMITS (OEL)

### INGREDIENT DATA

Not Available


### EMERGENCY LIMITS

Ingredient	Material name	TEEL-1	TEEL-2	TEEL-3
R507	Not Available	Not Available	Not Available	Not Available

Ingredient	Original IDLH	Revised IDLH
R143a	2,000 ppm	Not Available
R125	Not Available	Not Available

## Exposure controls

<b>Appropriate engineering controls</b>	<p>Engineering controls are used to remove a hazard or place a barrier between the worker and the hazard. Well-designed engineering controls can be highly effective in protecting workers and will typically be independent of worker interactions to provide this high level of protection. The basic types of engineering controls are:</p> <p>Process controls which involve changing the way a job activity or process is done to reduce the risk.</p> <p>Enclosure and/or isolation of emission source which keeps a selected hazard "physically" away from the worker and ventilation that strategically "adds" and "removes" air in the work environment.</p>
<b>Personal protection</b>	
<b>Eye and face protection</b>	<ul style="list-style-type: none"> <li>▶ Safety glasses with side shields.</li> <li>▶ Chemical goggles.</li> <li>▶ Contact lenses may pose a special hazard; soft contact lenses may absorb and concentrate irritants. A written policy document, describing the wearing of lenses or restrictions on use, should be created for each workplace or task.</li> </ul>
<b>Skin protection</b>	See Hand protection below
<b>Hands/feet protection</b>	<ul style="list-style-type: none"> <li>▶ When handling sealed and suitably insulated cylinders wear cloth or leather gloves.</li> <li>▶ Insulated gloves:</li> </ul> <p>NOTE: Insulated gloves should be loose fitting so that they may be removed quickly if liquid is spilled upon them. Insulated gloves are not made to permit hands to be placed in the liquid; they provide only short-term protection from accidental contact with the liquid.</p>
<b>Body protection</b>	See Other protection below
<b>Other protection</b>	<ul style="list-style-type: none"> <li>▶ Protective overalls, closely fitted at neck and wrist.</li> <li>▶ Eye-wash unit.</li> <li>▶ Ensure availability of lifeline in confined spaces.</li> <li>▶ Staff should be trained in all aspects of rescue work.</li> </ul>

## Respiratory protection

Type AX Filter of sufficient capacity. (AS/NZS 1716 & 1715, EN 143:2000 & 149:2001, ANSI Z88 or national equivalent)

Selection of the Class and Type of respirator will depend upon the level of breathing zone contaminant and the chemical nature of the contaminant. Protection Factors (defined as the ratio of contaminant outside and inside the mask) may also be important.

Required minimum protection factor	Maximum gas/vapour concentration present in air p.p.m. (by volume)	Half-face Respirator	Full-Face Respirator
up to 10	1000	AX-AUS / Class1 P3	-
up to 50	1000	-	AX-AUS / Class 1 P3
up to 50	5000	Airline *	-
up to 100	5000	-	AX-2 P3
up to 100	10000	-	AX-3 P3
100+			Airline**

\* - Continuous Flow \*\* - Continuous-flow or positive pressure demand

A(All classes) = Organic vapours, B AUS or B1 = Acid gasses, B2 = Acid gas or hydrogen cyanide(HCN), B3 = Acid gas or hydrogen cyanide(HCN), E = Sulfur dioxide(SO<sub>2</sub>), G = Agricultural chemicals, K = Ammonia(NH<sub>3</sub>), Hg = Mercury, NO = Oxides of nitrogen, MB = Methyl bromide, AX = Low boiling point organic compounds(below 65 degC)

## SECTION 9 PHYSICAL AND CHEMICAL PROPERTIES

### Information on basic physical and chemical properties

<b>Appearance</b>	Colourless liquefied gas with faint ether odour; does not mix with water.		
<b>Physical state</b>	Compressed Gas	<b>Relative density (Water = 1)</b>	107 @ 21 deg C

<b>Odour</b>	Not Available	<b>Partition coefficient n-octanol / water</b>	Not Available
<b>Odour threshold</b>	Not Available	<b>Auto-ignition temperature (°C)</b>	Not Available
<b>pH (as supplied)</b>	Not Applicable	<b>Decomposition temperature</b>	Not Available
<b>Melting point / freezing point (°C)</b>	Not Available	<b>Viscosity (cSt)</b>	Not Available
<b>Initial boiling point and boiling range (°C)</b>	-46.7	<b>Molecular weight (g/mol)</b>	Not Applicable
<b>Flash point (°C)</b>	Not Available	<b>Taste</b>	Not Available
<b>Evaporation rate</b>	Not Available	<b>Explosive properties</b>	Not Available
<b>Flammability</b>	Not Available	<b>Oxidising properties</b>	Not Available
<b>Upper Explosive Limit (%)</b>	Not Available	<b>Surface Tension (dyn/cm or mN/m)</b>	Not Available
<b>Lower Explosive Limit (%)</b>	Not Available	<b>Volatile Component (%vol)</b>	100
<b>Vapour pressure (kPa)</b>	1061.1 @ 21 deg C	<b>Gas group</b>	Not Available
<b>Solubility in water</b>	Immiscible	<b>pH as a solution (1%)</b>	Not Applicable
<b>Vapour density (Air = 1)</b>	3.43	<b>VOC g/L</b>	Not Available

## SECTION 10 STABILITY AND REACTIVITY

<b>Reactivity</b>	See section 7
<b>Chemical stability</b>	<ul style="list-style-type: none"> <li>▶ Unstable in the presence of incompatible materials.</li> <li>▶ Product is considered stable.</li> <li>▶ Hazardous polymerisation will not occur.</li> <li>▶ Extremely high temperatures.</li> </ul>
<b>Possibility of hazardous reactions</b>	See section 7
<b>Conditions to avoid</b>	See section 7
<b>Incompatible materials</b>	See section 7
<b>Hazardous decomposition products</b>	See section 5

## SECTION 11 TOXICOLOGICAL INFORMATION

### Information on toxicological effects

<b>Inhaled</b>	<p>Inhalation of vapours may cause drowsiness and dizziness. This may be accompanied by sleepiness, reduced alertness, loss of reflexes, lack of co-ordination, and vertigo.</p> <p>Inhalation of vapours or aerosols (mists, fumes), generated by the material during the course of normal handling, may be damaging to the health of the individual.</p> <p>There is some evidence to suggest that the material can cause respiratory irritation in some persons. The body's response to such irritation can cause further lung damage.</p> <p>Material is highly volatile and may quickly form a concentrated atmosphere in confined or unventilated areas. The vapour may displace and replace air in breathing zone, acting as a simple asphyxiant. This may happen with little warning of overexposure.</p> <p>Symptoms of asphyxia (suffocation) may include headache, dizziness, shortness of breath, muscular weakness, drowsiness and ringing in the ears. If the asphyxia is allowed to progress, there may be nausea and vomiting, further physical weakness and unconsciousness and, finally, convulsions, coma and death.</p> <p>The use of a quantity of material in an unventilated or confined space may result in increased exposure and an irritating atmosphere developing. Before starting consider control of exposure by mechanical ventilation.</p>
<b>Ingestion</b>	<p>Not normally a hazard due to physical form of product.</p> <p>Considered an unlikely route of entry in commercial/industrial environments</p>
<b>Skin Contact</b>	<p>There is some evidence to suggest that this material can cause inflammation of the skin on contact in some persons.</p> <p>Entry into the blood-stream, through, for example, cuts, abrasions or lesions, may produce systemic injury with harmful effects. Examine the skin prior to the use of the material and ensure that any external damage is suitably protected.</p> <p>Vapourising liquid causes rapid cooling and contact may cause cold burns, frostbite, even through normal gloves. Frozen skin tissues are painless and appear waxy and yellow. Signs and symptoms of frost-bite may include "pins and needles", paleness followed by numbness, a hardening and stiffening of the skin, a progression of colour changes in the affected area, (first white, then mottled and blue and eventually black; on recovery, red, hot, painful and blistered).</p>
<b>Eye</b>	<p>Although the material is not thought to be an irritant (as classified by EC Directives), direct contact with the eye may produce transient discomfort characterised by tearing or conjunctival redness (as with windburn).</p> <p>Not considered to be a risk because of the extreme volatility of the gas.</p>
<b>Chronic</b>	<p>Substance accumulation, in the human body, may occur and may cause some concern following repeated or long-term occupational exposure.</p> <p>Main route of exposure to the gas in the workplace is by inhalation.</p> <p>Fluorocarbons can cause an increased risk of cancer, spontaneous abortion and birth defects.</p>

<b>R507</b>	TOXICITY	IRRITATION
	Not Available	Not Available
<b>R143a</b>	TOXICITY	IRRITATION
	Inhalation (rat) LC50: >53.938386 mg/l/4H <sup>[2]</sup>	Not Available
<b>R125</b>	TOXICITY	IRRITATION
	Inhalation (rat) LC50: 2910 mg/l/4H <sup>[2]</sup>	Not Available
<b>Legend:</b>	1. Value obtained from Europe ECHA Registered Substances - Acute toxicity 2.* Value obtained from manufacturer's SDS. Unless otherwise specified data extracted from RTECS - Register of Toxic Effect of chemical Substances	

<b>R143A</b>	<b>NOTE:</b> Substance has been shown to be mutagenic in at least one assay, or belongs to a family of chemicals producing damage or change to cellular DNA.
<b>R125</b>	Cardiac sensitisation threshold limit >245400 mg/m3 Anaesthetic effects threshold limit 490800 mg/m3 * DuPont SDS

Acute Toxicity	✗	Carcinogenicity	✗
Skin Irritation/Corrosion	✗	Reproductivity	✗
Serious Eye Damage/Irritation	✗	STOT - Single Exposure	✗
Respiratory or Skin sensitisation	✗	STOT - Repeated Exposure	✗
Mutagenicity	✗	Aspiration Hazard	✗

Legend: ✗ – Data either not available or does not fill the criteria for classification  
 ✔ – Data available to make classification

## SECTION 12 ECOLOGICAL INFORMATION

### Toxicity

<b>R507</b>	ENDPOINT	TEST DURATION (HR)	SPECIES	VALUE	SOURCE
	Not Available	Not Available	Not Available	Not Available	Not Available
<b>R143a</b>	ENDPOINT	TEST DURATION (HR)	SPECIES	VALUE	SOURCE
	LC50	96	Fish	22.095mg/L	3
	EC50	96	Algae or other aquatic plants	70.891mg/L	3
<b>R125</b>	ENDPOINT	TEST DURATION (HR)	SPECIES	VALUE	SOURCE
	LC50	96	Fish	43.427mg/L	3
	EC50	48	Crustacea	>97.9mg/L	2
	EC50	72	Algae or other aquatic plants	>114mg/L	2
	NOEC	96	Fish	10mg/L	2
<b>Legend:</b>	Extracted from 1. IUCLID Toxicity Data 2. Europe ECHA Registered Substances - Ecotoxicological Information - Aquatic Toxicity 3. EPIWIN Suite V3.12 (QSAR) - Aquatic Toxicity Data (Estimated) 4. US EPA, Ecotox database - Aquatic Toxicity Data 5. ECETOC Aquatic Hazard Assessment Data 6. NITE (Japan) - Bioconcentration Data 7. METI (Japan) - Bioconcentration Data 8. Vendor Data				

**DO NOT** discharge into sewer or waterways.

### Persistence and degradability

Ingredient	Persistence: Water/Soil	Persistence: Air
R143a	HIGH	HIGH
R125	HIGH	HIGH

### Bioaccumulative potential

Ingredient	Bioaccumulation
R143a	LOW (LogKOW = 1.7393)
R125	LOW (LogKOW = 1.5472)

### Mobility in soil

Ingredient	Mobility
R143a	LOW (KOC = 48.64)


## SECTION 13 DISPOSAL CONSIDERATIONS

## Waste treatment methods

<b>Product / Packaging disposal</b>	<ul style="list-style-type: none"> <li>▶ Evaporate residue at an approved site.</li> <li>▶ Return empty containers to supplier. If containers are marked non-returnable establish means of disposal with manufacturer prior to purchase.</li> <li>▶ Ensure damaged or non-returnable cylinders are gas-free before disposal.</li> </ul>
-------------------------------------	---

## SECTION 14 TRANSPORT INFORMATION

## Labels Required

	
<b>Marine Pollutant</b>	NO Not Applicable
<b>HAZCHEM</b>	2TE

## Land transport (ADG)

<b>UN number</b>	3163				
<b>UN proper shipping name</b>	LIQUEFIED GAS, N.O.S. (contains R125 and R143a)				
<b>Transport hazard class(es)</b>	<table border="0" style="width: 100%;"> <tr> <td style="border-right: 1px dashed black; padding-right: 5px;">Class</td> <td style="padding-left: 5px;">2.2</td> </tr> <tr> <td style="border-right: 1px dashed black; padding-right: 5px;">Subrisk</td> <td style="padding-left: 5px;">Not Applicable</td> </tr> </table>	Class	2.2	Subrisk	Not Applicable
Class	2.2				
Subrisk	Not Applicable				
<b>Packing group</b>	Not Applicable				
<b>Environmental hazard</b>	Not Applicable				
<b>Special precautions for user</b>	<table border="0" style="width: 100%;"> <tr> <td style="border-right: 1px dashed black; padding-right: 5px;">Special provisions</td> <td style="padding-left: 5px;">274</td> </tr> <tr> <td style="border-right: 1px dashed black; padding-right: 5px;">Limited quantity</td> <td style="padding-left: 5px;">120 ml</td> </tr> </table>	Special provisions	274	Limited quantity	120 ml
Special provisions	274				
Limited quantity	120 ml				

## Air transport (ICAO-IATA / DGR)

<b>UN number</b>	3163														
<b>UN proper shipping name</b>	Liquefied gas, n.o.s. * (contains R125 and R143a)														
<b>Transport hazard class(es)</b>	<table border="0" style="width: 100%;"> <tr> <td style="border-right: 1px dashed black; padding-right: 5px;">ICAO/IATA Class</td> <td style="padding-left: 5px;">2.2</td> </tr> <tr> <td style="border-right: 1px dashed black; padding-right: 5px;">ICAO / IATA Subrisk</td> <td style="padding-left: 5px;">Not Applicable</td> </tr> <tr> <td style="border-right: 1px dashed black; padding-right: 5px;">ERG Code</td> <td style="padding-left: 5px;">2L</td> </tr> </table>	ICAO/IATA Class	2.2	ICAO / IATA Subrisk	Not Applicable	ERG Code	2L								
ICAO/IATA Class	2.2														
ICAO / IATA Subrisk	Not Applicable														
ERG Code	2L														
<b>Packing group</b>	Not Applicable														
<b>Environmental hazard</b>	Not Applicable														
<b>Special precautions for user</b>	<table border="0" style="width: 100%;"> <tr> <td style="border-right: 1px dashed black; padding-right: 5px;">Special provisions</td> <td style="padding-left: 5px;">Not Applicable</td> </tr> <tr> <td style="border-right: 1px dashed black; padding-right: 5px;">Cargo Only Packing Instructions</td> <td style="padding-left: 5px;">200</td> </tr> <tr> <td style="border-right: 1px dashed black; padding-right: 5px;">Cargo Only Maximum Qty / Pack</td> <td style="padding-left: 5px;">150 kg</td> </tr> <tr> <td style="border-right: 1px dashed black; padding-right: 5px;">Passenger and Cargo Packing Instructions</td> <td style="padding-left: 5px;">200</td> </tr> <tr> <td style="border-right: 1px dashed black; padding-right: 5px;">Passenger and Cargo Maximum Qty / Pack</td> <td style="padding-left: 5px;">75 kg</td> </tr> <tr> <td style="border-right: 1px dashed black; padding-right: 5px;">Passenger and Cargo Limited Quantity Packing Instructions</td> <td style="padding-left: 5px;">Forbidden</td> </tr> <tr> <td style="border-right: 1px dashed black; padding-right: 5px;">Passenger and Cargo Limited Maximum Qty / Pack</td> <td style="padding-left: 5px;">Forbidden</td> </tr> </table>	Special provisions	Not Applicable	Cargo Only Packing Instructions	200	Cargo Only Maximum Qty / Pack	150 kg	Passenger and Cargo Packing Instructions	200	Passenger and Cargo Maximum Qty / Pack	75 kg	Passenger and Cargo Limited Quantity Packing Instructions	Forbidden	Passenger and Cargo Limited Maximum Qty / Pack	Forbidden
Special provisions	Not Applicable														
Cargo Only Packing Instructions	200														
Cargo Only Maximum Qty / Pack	150 kg														
Passenger and Cargo Packing Instructions	200														
Passenger and Cargo Maximum Qty / Pack	75 kg														
Passenger and Cargo Limited Quantity Packing Instructions	Forbidden														
Passenger and Cargo Limited Maximum Qty / Pack	Forbidden														

## Sea transport (IMDG-Code / GGVSee)

<b>UN number</b>	3163				
<b>UN proper shipping name</b>	LIQUEFIED GAS, N.O.S. (contains R125 and R143a)				
<b>Transport hazard class(es)</b>	<table border="0" style="width: 100%;"> <tr> <td style="border-right: 1px dashed black; padding-right: 5px;">IMDG Class</td> <td style="padding-left: 5px;">2.2</td> </tr> <tr> <td style="border-right: 1px dashed black; padding-right: 5px;">IMDG Subrisk</td> <td style="padding-left: 5px;">Not Applicable</td> </tr> </table>	IMDG Class	2.2	IMDG Subrisk	Not Applicable
IMDG Class	2.2				
IMDG Subrisk	Not Applicable				



<b>Packing group</b>	Not Applicable	
<b>Environmental hazard</b>	Not Applicable	
<b>Special precautions for user</b>	EMS Number	F-C, S-V
	Special provisions	274
	Limited Quantities	120 mL

#### Transport in bulk according to Annex II of MARPOL and the IBC code

Not Applicable

### SECTION 15 REGULATORY INFORMATION

#### Safety, health and environmental regulations / legislation specific for the substance or mixture

##### R143A(420-46-2) IS FOUND ON THE FOLLOWING REGULATORY LISTS

Australia Dangerous Goods Code (ADG Code) - Dangerous Goods List	International Maritime Dangerous Goods Requirements (IMDG Code)
Australia Dangerous Goods Code (ADG Code) - List of Emergency Action Codes	United Nations Recommendations on the Transport of Dangerous Goods Model Regulations (Chinese)
Australia Dangerous Goods Code (ADG Code) - Packing Instruction - Liquefied and Dissolved Gases	United Nations Recommendations on the Transport of Dangerous Goods Model Regulations (English)
Australia Inventory of Chemical Substances (AICS)	United Nations Recommendations on the Transport of Dangerous Goods Model Regulations (Spanish)
International Air Transport Association (IATA) Dangerous Goods Regulations	

##### R125(354-33-6) IS FOUND ON THE FOLLOWING REGULATORY LISTS

Australia Dangerous Goods Code (ADG Code) - Dangerous Goods List	International Maritime Dangerous Goods Requirements (IMDG Code)
Australia Dangerous Goods Code (ADG Code) - List of Emergency Action Codes	United Nations Recommendations on the Transport of Dangerous Goods Model Regulations (Chinese)
Australia Dangerous Goods Code (ADG Code) - Packing Instruction - Liquefied and Dissolved Gases	United Nations Recommendations on the Transport of Dangerous Goods Model Regulations (English)
Australia Inventory of Chemical Substances (AICS)	United Nations Recommendations on the Transport of Dangerous Goods Model Regulations (Spanish)
International Air Transport Association (IATA) Dangerous Goods Regulations	

#### National Inventory Status

National Inventory	Status
Australia - AICS	Yes
Canada - DSL	Yes
Canada - NDSL	No (R125; R143a)
China - IECSC	Yes
Europe - EINEC / ELINCS / NLP	Yes
Japan - ENCS	Yes
Korea - KECI	Yes
New Zealand - NZIoC	Yes
Philippines - PICCS	Yes
USA - TSCA	Yes
<b>Legend:</b>	Yes = All ingredients are on the inventory No = Not determined or one or more ingredients are not on the inventory and are not exempt from listing(see specific ingredients in brackets)

### SECTION 16 OTHER INFORMATION

<b>Revision Date</b>	16/03/2017
<b>Initial Date</b>	Not Available

#### SDS Version Summary

Version	Issue Date	Sections Updated
6.1.1.1	15/03/2017	Acute Health (inhaled), Acute Health (skin), Appearance, Personal Protection (Respirator), Personal Protection (eye), Physical Properties, Transport Information
7.1.1.1	16/03/2017	Acute Health (eye), Ingredients

#### Other information

##### Ingredients with multiple cas numbers

Name	CAS No
R143a	420-46-2, 27987-06-0

Classification of the preparation and its individual components has drawn on official and authoritative sources as well as independent review by the Chemwatch Classification committee using available literature references.

The SDS is a Hazard Communication tool and should be used to assist in the Risk Assessment. Many factors determine whether the reported Hazards are Risks in the workplace or other settings. Risks may be determined by reference to Exposures Scenarios. Scale of use, frequency of use and current or available engineering controls must be considered.

## Definitions and abbreviations

PC—TWA: Permissible Concentration-Time Weighted Average

PC—STEL: Permissible Concentration-Short Term Exposure Limit

IARC: International Agency for Research on Cancer

ACGIH: American Conference of Governmental Industrial Hygienists

STEL: Short Term Exposure Limit

TEEL: Temporary Emergency Exposure Limit.

IDLH: Immediately Dangerous to Life or Health Concentrations

OSF: Odour Safety Factor

NOAEL :No Observed Adverse Effect Level

LOAEL: Lowest Observed Adverse Effect Level

TLV: Threshold Limit Value

LOD: Limit Of Detection

OTV: Odour Threshold Value

BCF: BioConcentration Factors

BEI: Biological Exposure Index

This document is copyright.

Apart from any fair dealing for the purposes of private study, research, review or criticism, as permitted under the Copyright Act, no part may be reproduced by any process without written permission from CHEMWATCH.

TEL (+61 3) 9572 4700.